

UNDERSTANDING THE IMPACTS OF COVID-19 USING THE HOUSEHOLD ECONOMY ANALYSIS FRAMEWORK

NIGERIA



Percentage Increase in Population in Need



Percentage Increase in Food Needs



Population analysed
23,812,168



National population
206,139,589



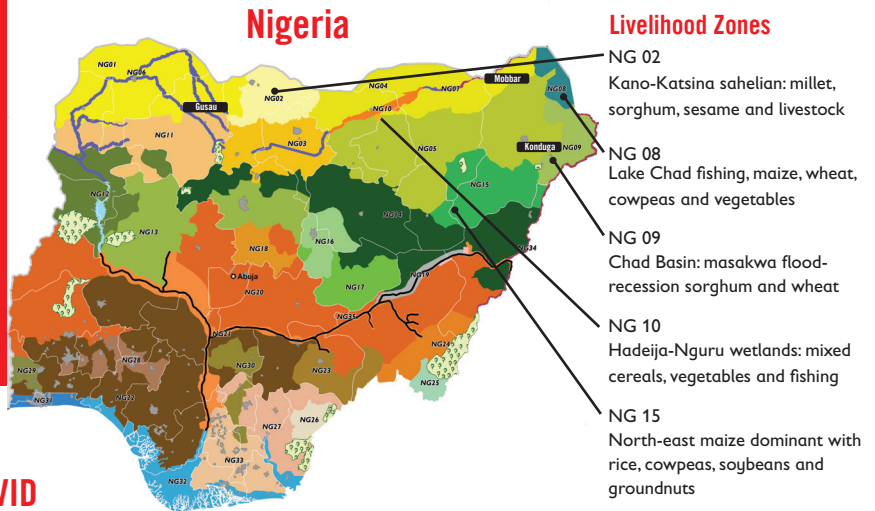
Population in Need

Total population facing a Livelihoods Protection and Survival Deficit

With COVID



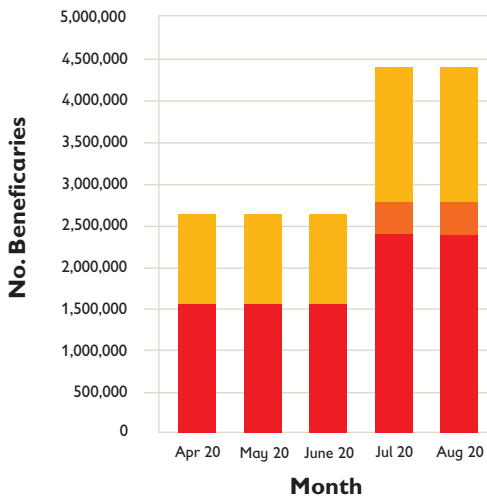
Before COVID



Population facing Survival and Livelihoods Protection Deficits before COVID and with COVID

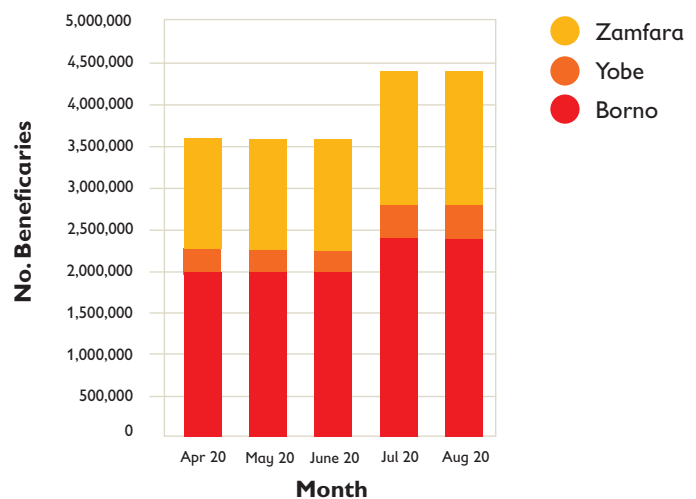
Nigeria March Outcome Analysis results – population facing deficit by month.

BEFORE COVID:



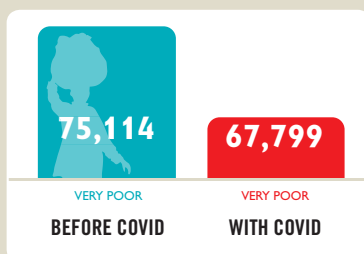
Nigeria C19 results – population facing deficit by month.

WITH COVID:

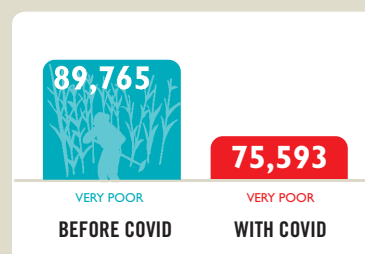


COVID-19 Impacts on Total Yearly Income

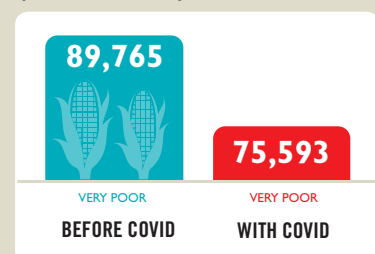
Cotton Groundnuts & Cowpeas: (Tsafe District): Local Labor



NE Maize dominant with Rice, Cowpeas, Soybeans and Groundnuts (Gumbi District): Local Labor

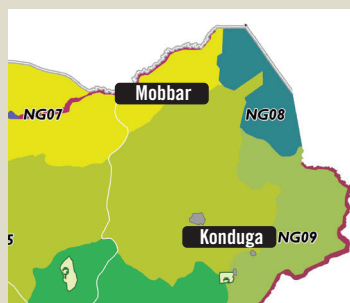


NE Maize dominant with Rice, Cowpeas, Soybeans and Groundnuts (Anka District): Local Labor

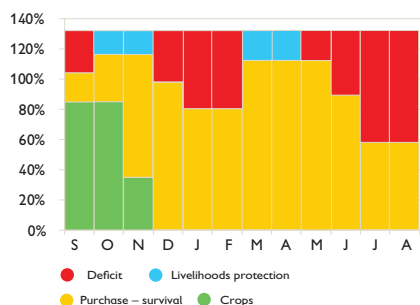


Household and Seasonal Impacts of COVID 19

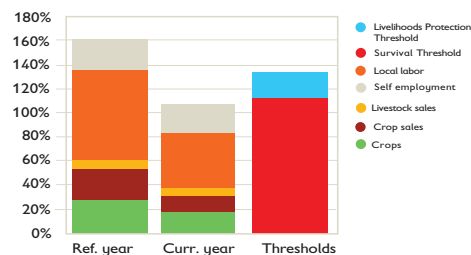
District: **MOBBAR**
 Livelihood Zone: **NG10**
 Household type: **Very Poor**



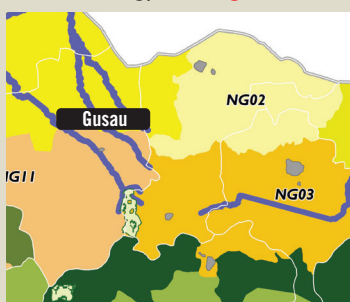
Seasonal Expenditure



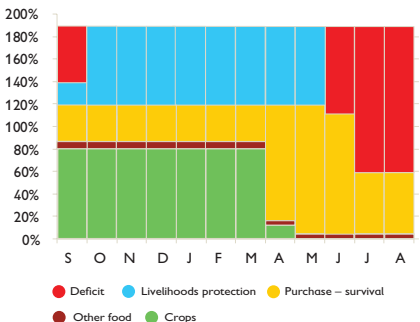
Total Income – food and cash



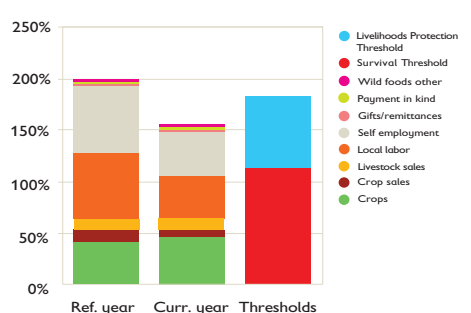
District: **GUSAU**
 Livelihood Zone: **NGCGC**
 Household type: **Very Poor**



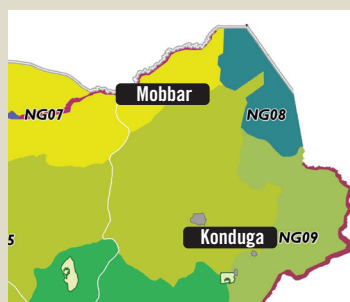
Seasonal Expenditure



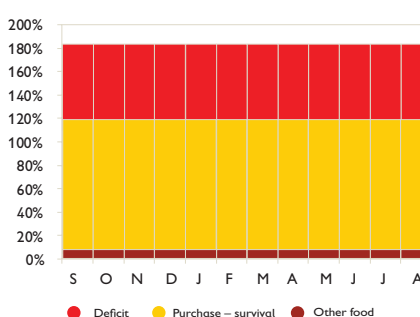
Total Income – food and cash



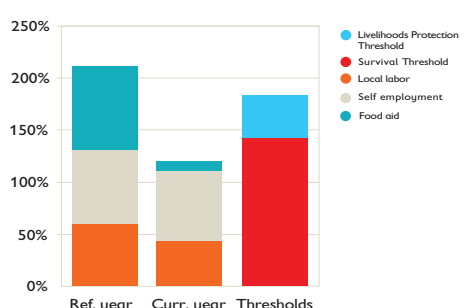
District: **KONDUGA**
 Livelihood Zone: **IDP**
 Household type: **Very Poor**



Seasonal Expenditure



Total Income – food and cash



Notes on the Analytical Process

- HEA Outcome Analysis (OA) was carried out by HEA Working Groups in each country between May-July 2020. The analysis updated the previously completed March OA, with monitoring data that took into account the economic impacts of COVID-19 mitigation measures by government
- The analysis tool that was used in Mauritania, Niger, and Nigeria was the National LIAS; this permitted the use of multiple problem specifications (changes of key food and income sources), in line with the months when mitigation measures were implemented. In Chad, the standard analysis tool, the LIAS, was used; problem specifications were therefore averaged out over the course of the year, depending on their seasonality.
- The analysis is valid through the end of the 2020 consumption year which is generally October 2020 (or September 2020 in Nigeria), with some variation based on livelihood practices and weather patterns.
- All analysis done in local currency.

What is HEA

- Household Economy Analysis is a livelihoods-based framework for analyzing the way people obtain access to the things they need to survive and prosper.
 - HEA consists of a baseline profile of household economics, complemented by Outcome Analyses that measure the impacts of different shocks on those household economics.
 - The impacts are measured in relation to how households can acquire the food and cash they need to meet a Survival Deficit* or Livelihoods Protection threshold**.
- * Survival deficit: minimum cost to access 2100 kcals in food and costs associated with the preparation and consumption of that food, along with water needs. Households below this threshold need humanitarian assistance to survive.
- ** Livelihoods protection threshold: income required to sustain current livelihoods activities and access to basic services. Households below this threshold have eroded resilience and need assistance to protect livelihoods.