

SEASONAL FOOD SECURITY AND LIVELIHOODS ASSESSMENT – HOUSEHOLD ECONOMY ANALYSIS

NIGERIA



NOV 2020

Number of population in deficit

4,696,020

Including Survival deficit: 541,842



Needs

\$\$\$ 7,196,708,058

207,279 MT



Population analysed

19,688,451



National Population

206,139,589



Number of children in need (under 5)

798,323



Population in needs (evolution)

4,696,020

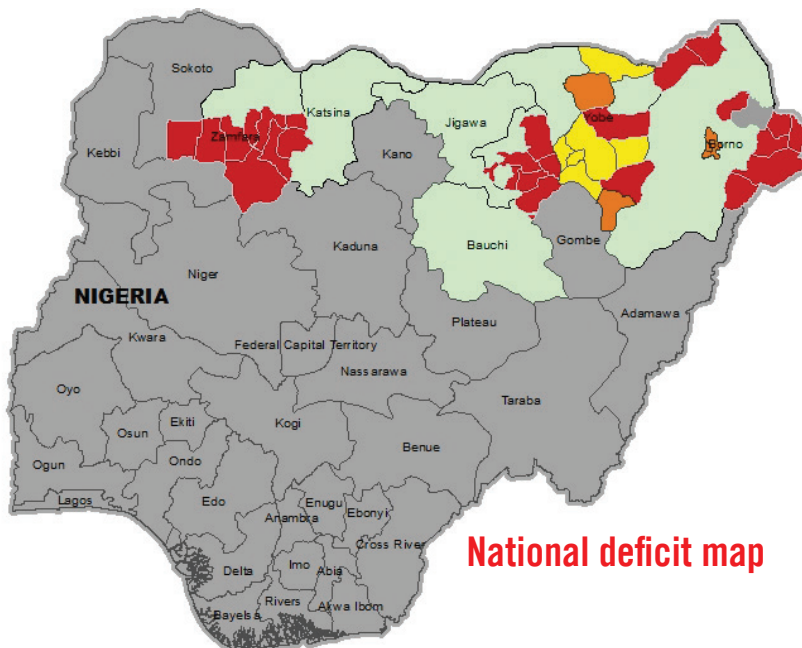
Number of population facing deficit (November 2020)

1,552,842

Number of population facing deficit (November 2019)

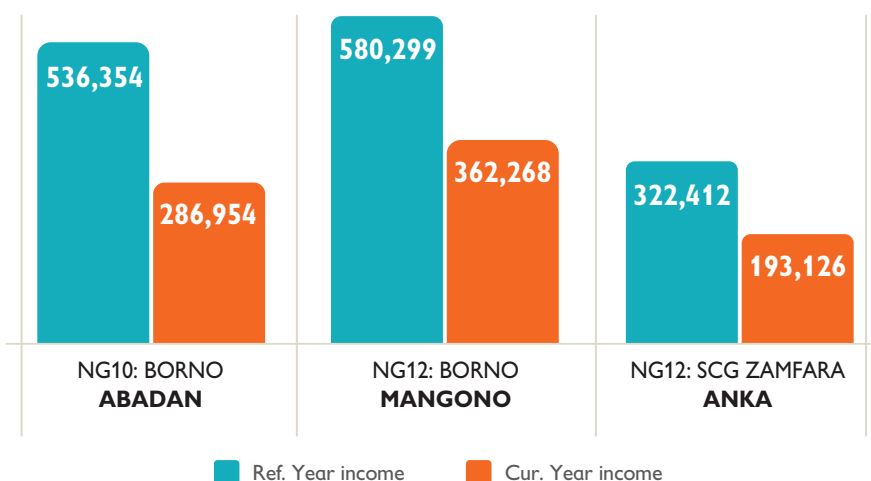
1,754,897

Number of population facing deficit average last 5 years



National deficit map

Impacts on Total Yearly Income

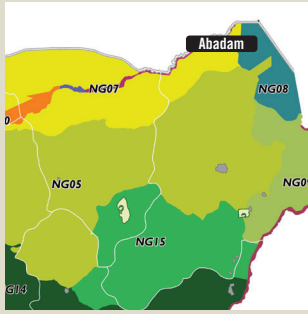


Key parameters impacted

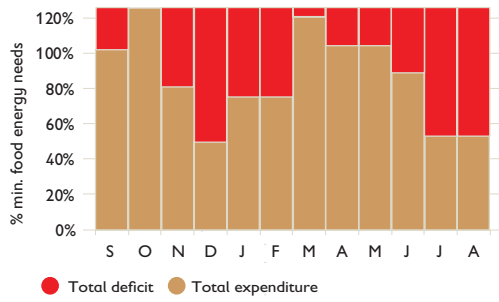
Livelihood zones	Baseline (in Naira)	Current year (in Naira)	Variation
Abadan	212,168	127,476	-40%
Mangono	266,817	166,250	-38%
Anka	187,570	95,504	-49%

Household and Seasonal Impacts

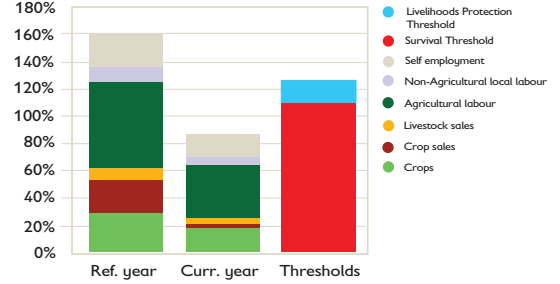
District: **ABADAM**
 Livelihood Zone: **NG10**
 Household type: **Very Poor**



Seasonal Expenditure (Food and cash)



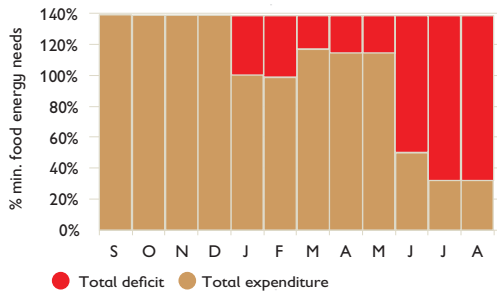
Total Income (Food and cash)



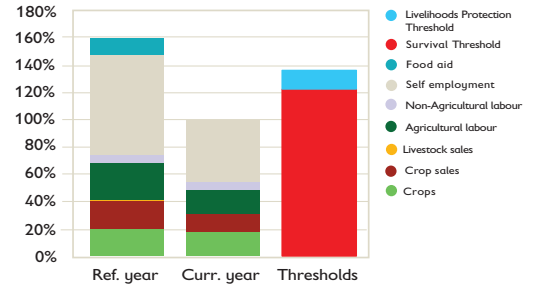
District: **MONGONO**
 Livelihood Zone: **NG12**
 Household type: **Very Poor**



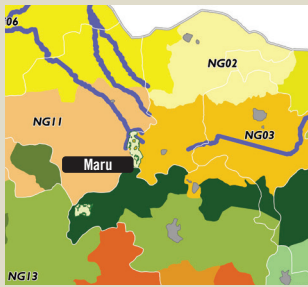
Seasonal Expenditure (Food and cash)



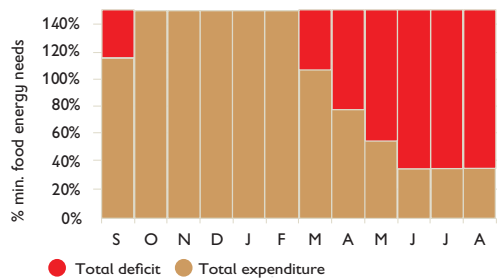
Total Income (Food and cash)



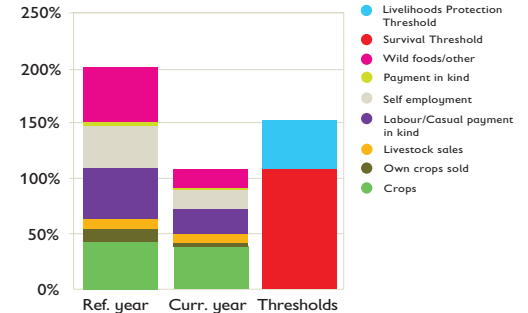
District: **MARU**
 Livelihood Zone: **NGCGC**
 Household type: **Very Poor**



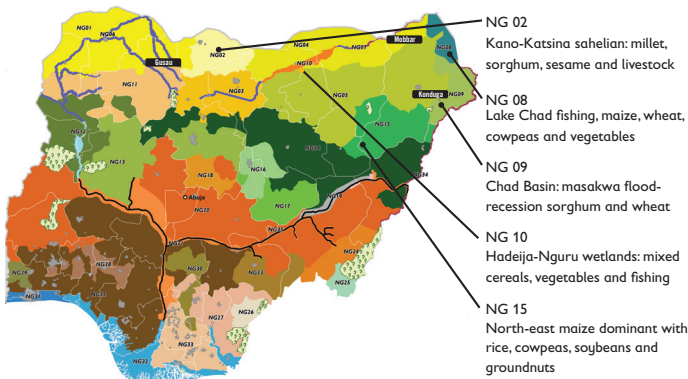
Seasonal Expenditure (Food and cash)



Total Income (Food and cash)



Livelihood Zones



What is HEA

- Household Economy Analysis is a livelihoods-based framework for analyzing the way people obtain access to the things they need to survive and prosper.
- HEA consists of a baseline profile of household economics, complemented by Outcome Analyses that measure the impacts of different shocks on those household economics.
- The impacts are measured in relation to how households can acquire the food and cash they need to meet a Survival Deficit* or Livelihoods Protection threshold**.

* Survival deficit: minimum cost to access 2100 kcals in food and costs associated with the preparation and consumption of that food, along with water needs. Households below this threshold need humanitarian assistance to survive.

** Livelihoods protection threshold: income required to sustain current livelihoods activities and access to basic services. Households below this threshold have eroded resilience and need assistance to protect livelihoods.

