

SEASONAL FOOD SECURITY AND LIVELIHOODS ASSESSMENT – HOUSEHOLD ECONOMY ANALYSIS

IVORY COAST



National
EWS



USAID
FROM THE AMERICAN PEOPLE

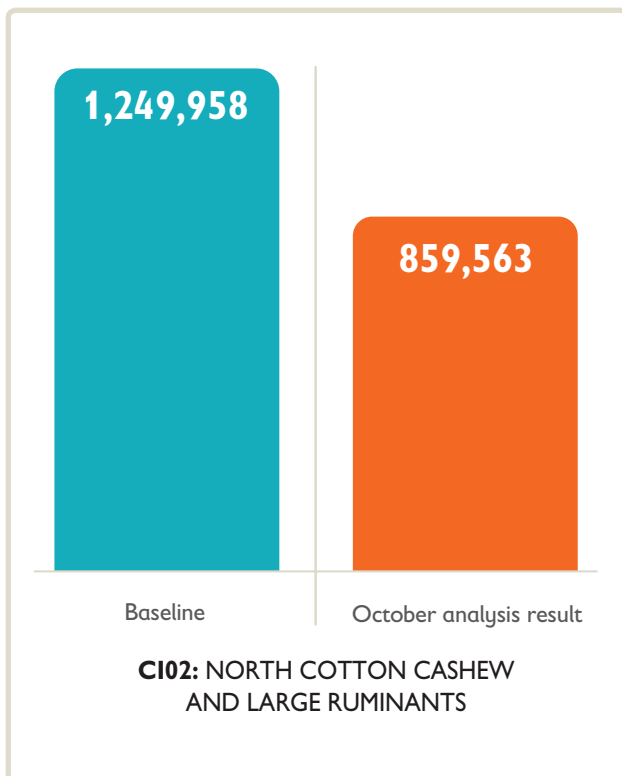


NOVEMBER 2021

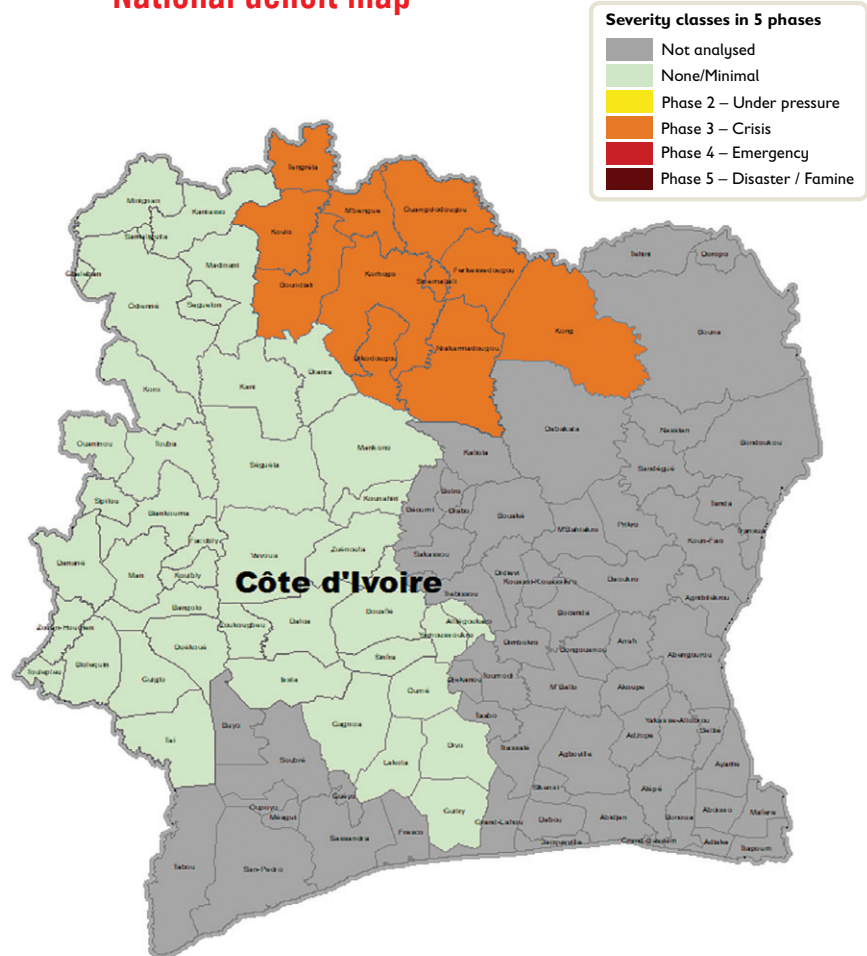


Date	National Population	Population analysed	Number of population in deficit	Needs in food	Number of children in need (under 5)
March 2021	26,805,363	4,569,035	DPME: 290,666	Cash: 3,597,610 Food: 11,486 MT	45,243
October 2021	26,805,363	4,569,035	DPME: 927,791	Cash \$ 8,661,660 Food: 31,230 MT	144,413

Impacts on Total Yearly Income (in CFA)



National deficit map



Key parameters impacted

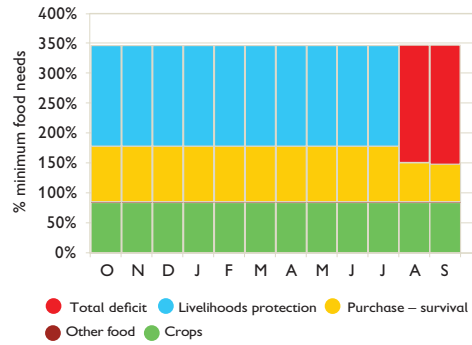
Livelihood zones	Key parameter	Baseline	October analysis result	Variation
CI02	Own crops sold	953,689	440,087	-54%
	Agricultural labour	31,751	28,750	-9%

Household and Seasonal Impacts

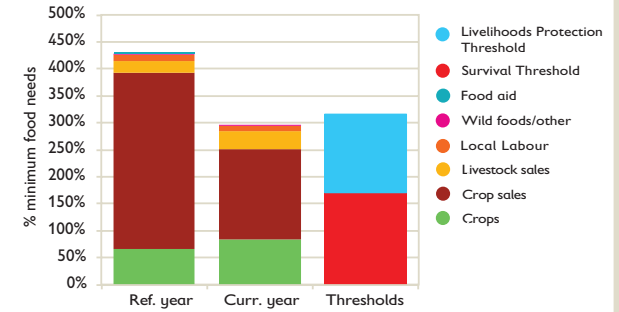
District: **DIKODOUGOU**
 Livelihood Zone: **CIV02**
 Household type: **Very Poor**



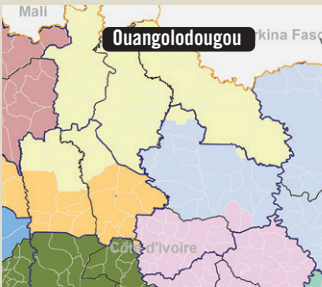
Seasonal Expenditure (Food and cash)



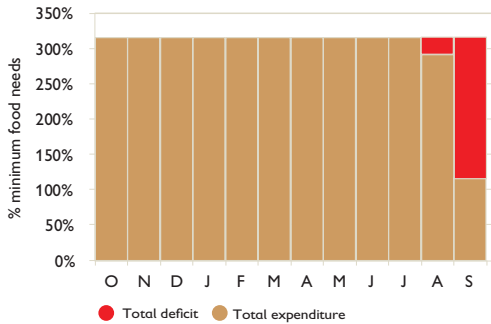
Total Income (Food and cash)



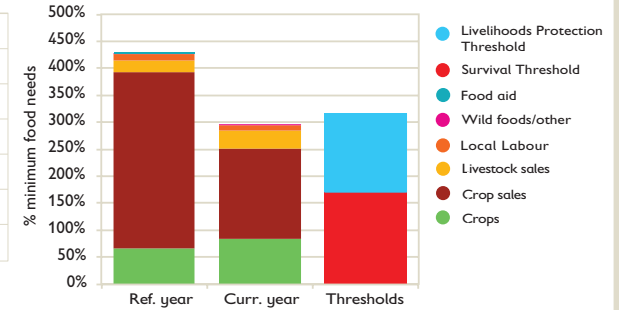
District: **OUANGOLODOUGOU**
 Livelihood Zone: **CIV02**
 Household type: **Very Poor**



Seasonal Expenditure (Food and cash)



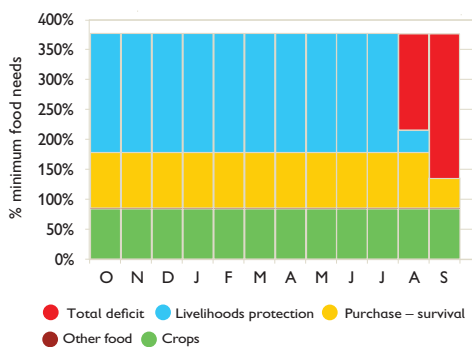
Total Income (Food and cash)



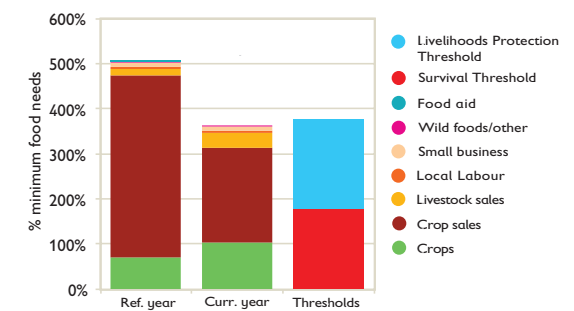
District: **DIKODOUGOU**
 Livelihood Zone: **CIV02**
 Household type: **Poor**



Seasonal Expenditure (Food and cash)



Total Income (Food and cash)



Livelihood Zones



Legend

- CI01 Nord-ouest anacarde, coton et maïs
- CI02 Nord coton, anacarde et gros ruminants
- CI03 Nord-est anacarde et igname
- CI04 Ouest central anacarde et maïs
- CI05 Ouest riz et manioc
- CI06 Centre-ouest cacao et banane
- CI07 Centre-est igname, manioc et petits ruminants
- CI08 Sud central riz, café et cacao
- CI09 Sud-ouest cacao, hévéa et palmier à huile
- CI10 Littoral pêche, manioc et palmier à huile
- CI11 Sud-est cacao, hévéa et banane
- Urban
- Limite sous-préfecture
- Limite du district
- Limite régionale

What is HEA

- Household Economy Analysis is a livelihoods-based framework for analyzing the way people obtain access to the things they need to survive and prosper.
- HEA consists of a baseline profile of household economics, complemented by Outcome Analyses that measure the impacts of different shocks on those household economics.
- The impacts are measured in relation to how households can acquire the food and cash they need to meet a Survival Deficit* or Livelihoods Protection threshold**.

* Survival deficit: minimum cost to access 2100 kcals in food and costs associated with the preparation and consumption of that food, along with water needs. Households below this threshold need humanitarian assistance to survive.

** Livelihoods protection threshold: income required to sustain current livelihoods activities and access to basic services. Households below this threshold have eroded resilience and need assistance to protect livelihoods.

