

SEASONAL FOOD SECURITY AND LIVELIHOODS ASSESSMENT – HOUSEHOLD ECONOMY ANALYSIS


NIGERIA



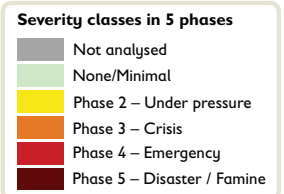
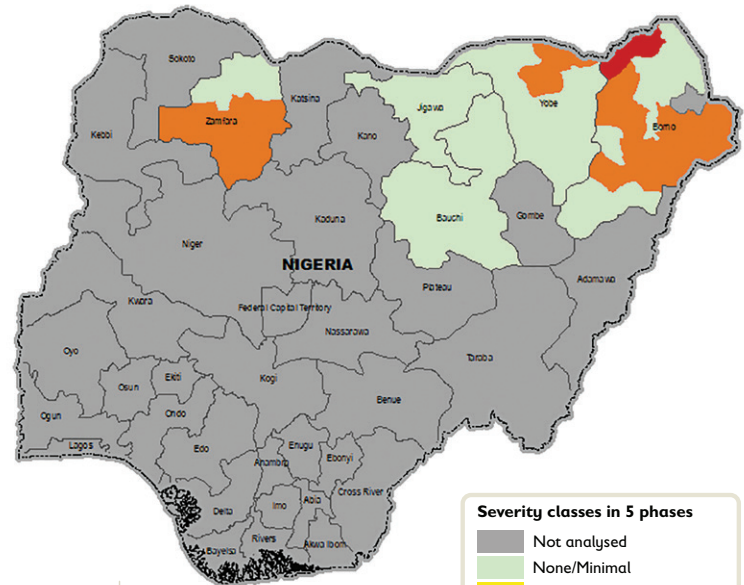
NOVEMBER 2021

Date	National Population	Population analysed	Number of population in deficit	Needs in food	Number of children in need (under 5)
November result 2020	206,139,589	19,688,451	4,696,020 Including Survival deficit: 541,842	Cash: \$ 7,196,708.058 Foods: 207,279 MT	798,323
November result 2021	210,146,389	20,071,141	3,441,651 Including Survival deficit: 323,851	Cash: \$1.159.210.000 Foods: 75,352 MT	813,840

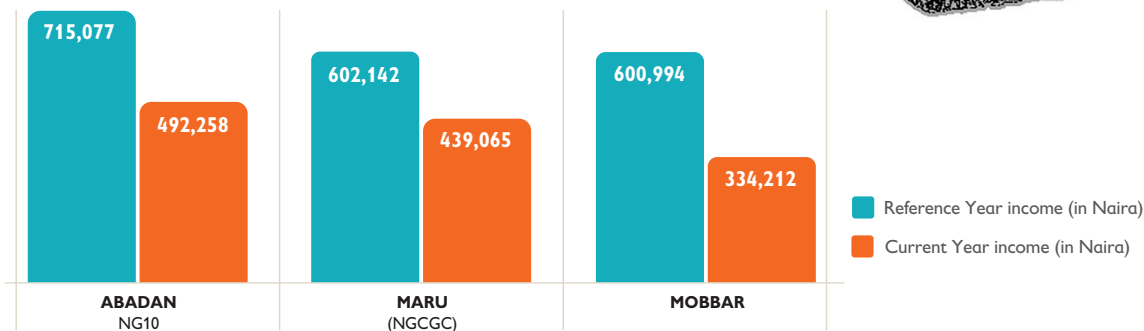
Population in needs (evolution)



National deficit map



Impacts on Total Yearly Income (in CFA)

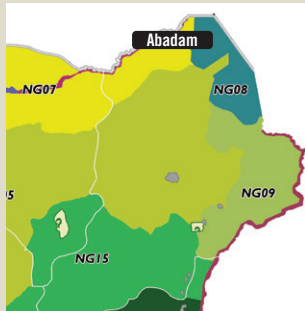


Key parameters impacted

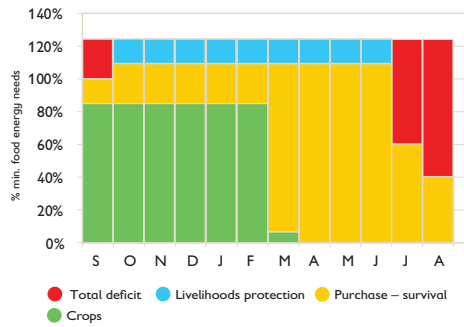
Livelihood zones	Key parameters	Baseline (in Naira)	Current year (in Naira)	Variation
Abadan	Agricultural labour	282,866	138,807	-51%
	Self employment	110,339	60,945	-45%
	Crop sales	109,024	47,845	-56%
Mobbar	Crop sales	109,024	47,845	-56%
	Agricultural labour	282,866	138,807	-51%
	Self employment	110,339	60,945	-45%
Maru	Self employment	130,620	77,529	-41%
	Own crops consumed	145,297	166,516	15%
	Labour – casual payment in kind	155,961	100,566	-36%

Household and Seasonal Impacts

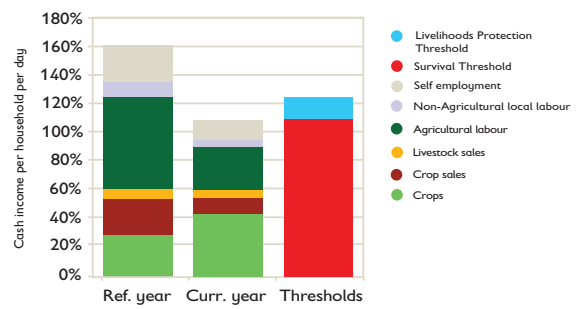
District: **ABADAM**
 Livelihood Zone: **NG10**
 Household type: **Very Poor**



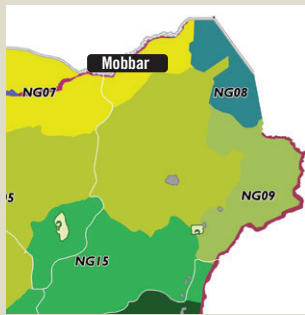
Seasonal Expenditure (Food and cash)



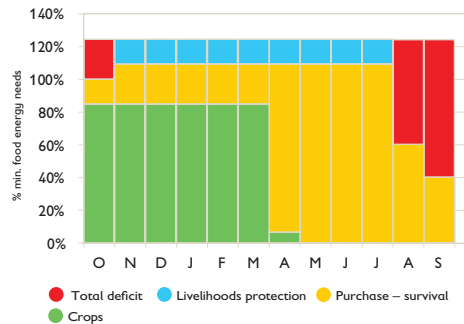
Total Income (Food and cash)



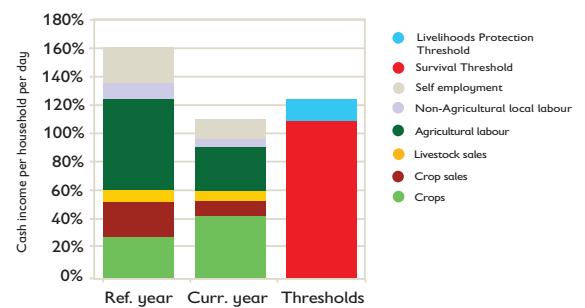
District: **MOBBAR**
 Livelihood Zone: **NG10**
 Household type: **Very Poor**



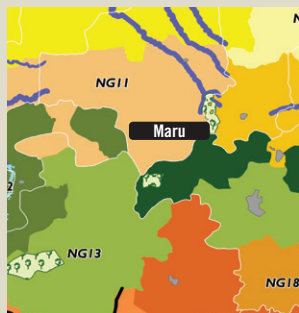
Seasonal Expenditure (Food and cash)



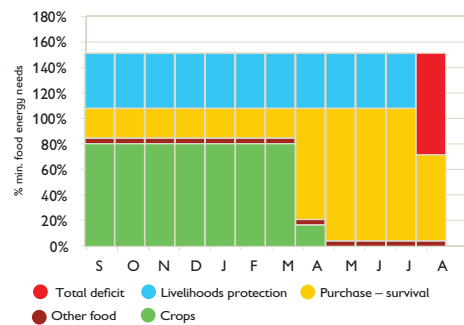
Total Income (Food and cash)



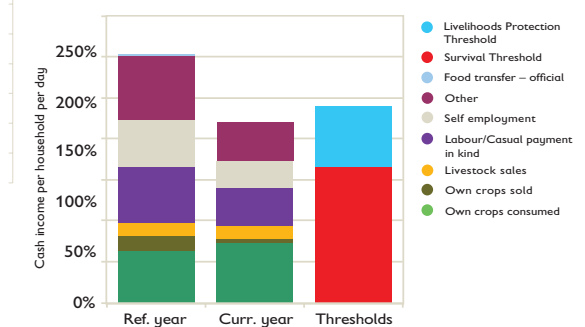
District: **MARU**
 Livelihood Zone: **NGCGC**
 Household type: **Very Poor**



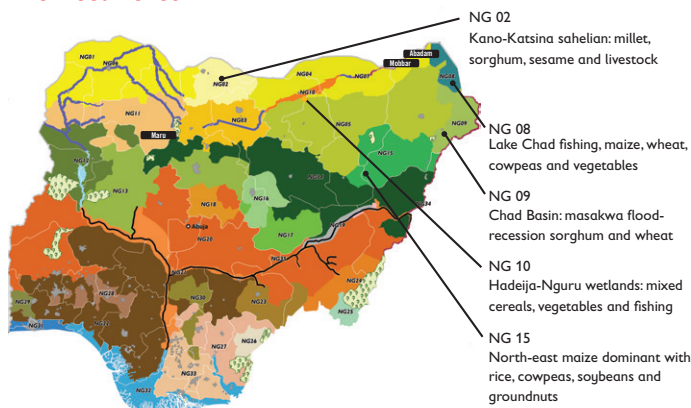
Seasonal Expenditure (Food and cash)



Total Income (Food and cash)



Livelihood Zones



What is HEA

- Household Economy Analysis is a livelihoods-based framework for analyzing the way people obtain access to the things they need to survive and prosper.
- HEA consists of a baseline profile of household economics, complemented by Outcome Analyses that measure the impacts of different shocks on those household economics.
- The impacts are measured in relation to how households can acquire the food and cash they need to meet a Survival Deficit* or Livelihoods Protection threshold**.

* Survival deficit: minimum cost to access 2100 kcals in food and costs associated with the preparation and consumption of that food, along with water needs. Households below this threshold need humanitarian assistance to survive.

** Livelihoods protection threshold: income required to sustain current livelihoods activities and access to basic services. Households below this threshold have eroded resilience and need assistance to protect livelihoods.

