

SEASONAL FOOD SECURITY AND LIVELIHOODS ASSESSMENT – HOUSEHOLD ECONOMY ANALYSIS

NIGER



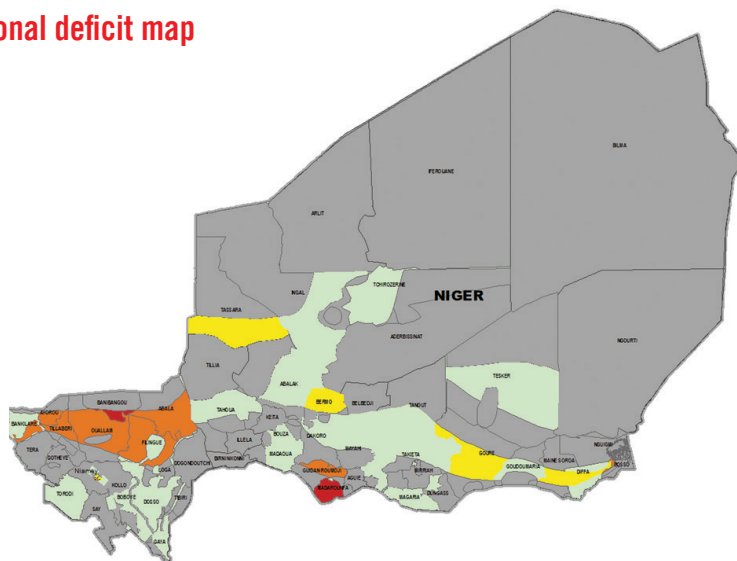

NOVEMBER 2021



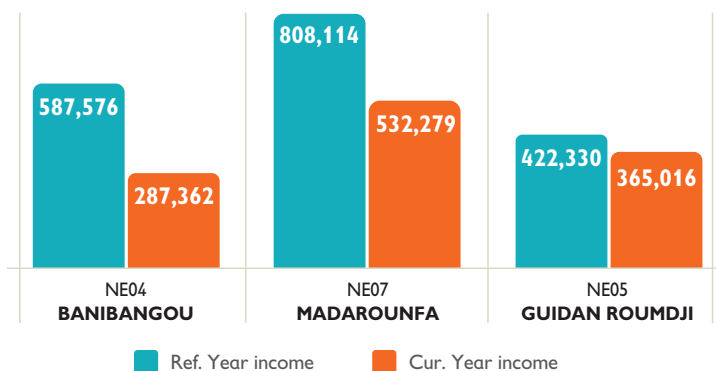
Date	National Population	Population analysed	Number of population in deficit	Needs in food	Number of children in need (under 5)
March 2021	24,897,321	15,414,521	DPME: 950,880 Don't DS: 46,542	Cash: \$ 31,813,758 Food: 41,006 MT	196,737
November 2021	25,377,404	15,688,356	DPME: 1,111,829 Dont DS: 503,081	Cash: \$ 41,052,842 Food : 50,415 MT	230,037

Population in needs (evolution)

National deficit map



Impacts on Total Yearly Income (in CFA)

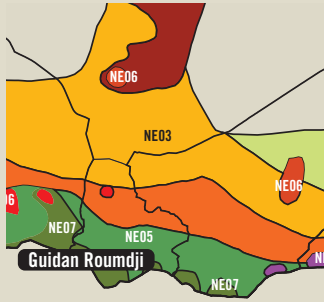


Key parameters impacted

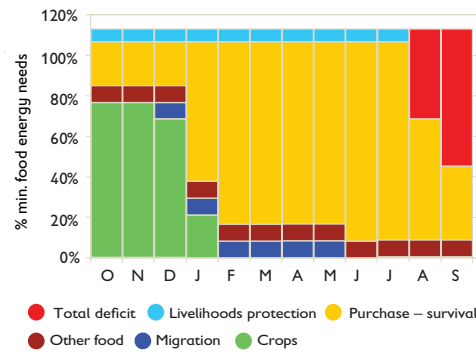
Livelihood zones	Key parameter	Baseline (in CFA)	Current (in CFA)	Variation
Banibangou NE04	Crops	177,270,8504	88,997,14357	-99%
	Local Labour	173,250	53,479	-224%
Madarounfa NE07	Crops	112,592	86,041	-31%
	Migrant labour	127,918	85,713	-49%
Guidan Roudmji NE05	Crops	94,401	71,120	-33%
	Migrant labour	150,270	118,684	-27%

Household and Seasonal Impacts

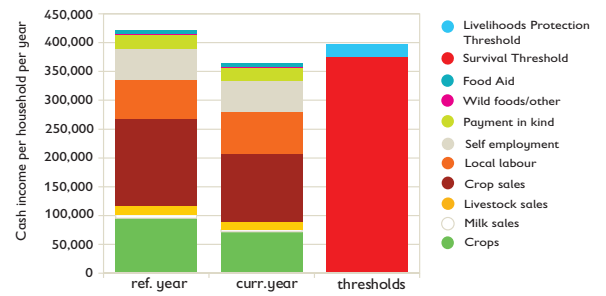
District: **GUIDAN ROUNDJI**
 Livelihood Zone: **GUI**
 Household type: **Very Poor**



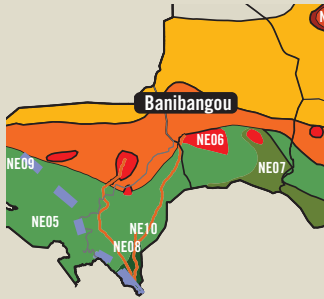
Seasonal Expenditure (Food and cash)



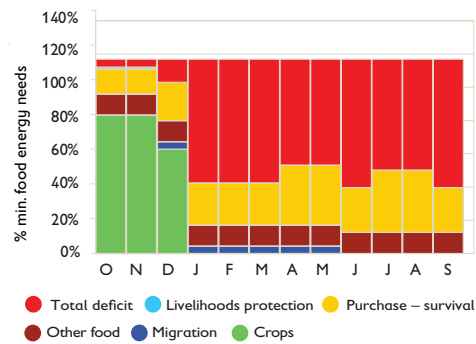
Total Income (Food and cash)



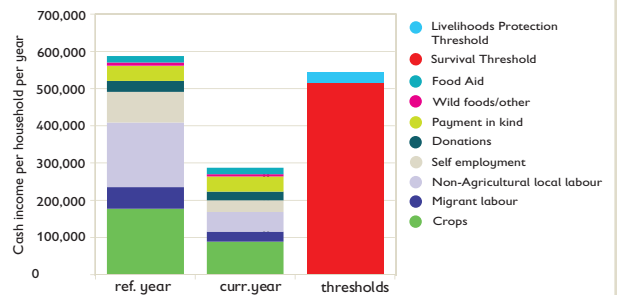
District: **BANIBANGOU**
 Livelihood Zone: **TLP**
 Household type: **Very poor**



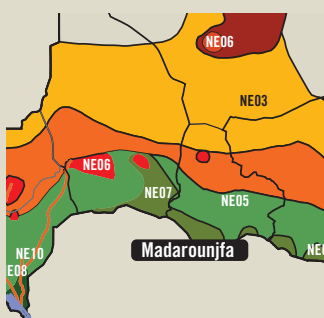
Seasonal Expenditure (Food and cash)



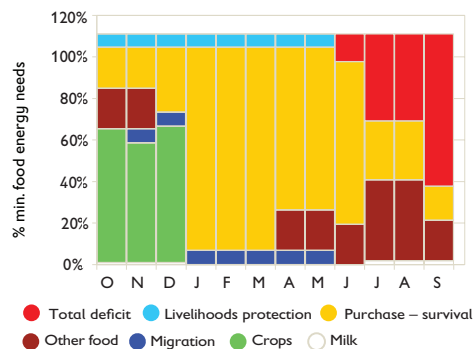
Total Income (Food and cash)



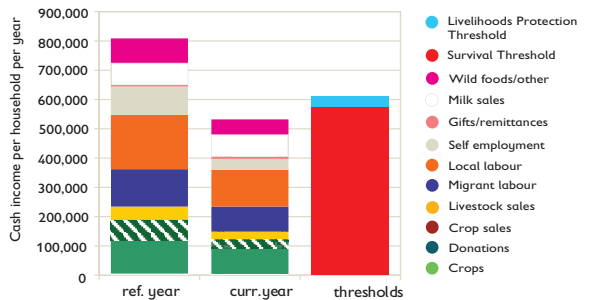
District: **MADAROUNFA**
 Livelihood Zone: **MAD**
 Household type: **Very poor**



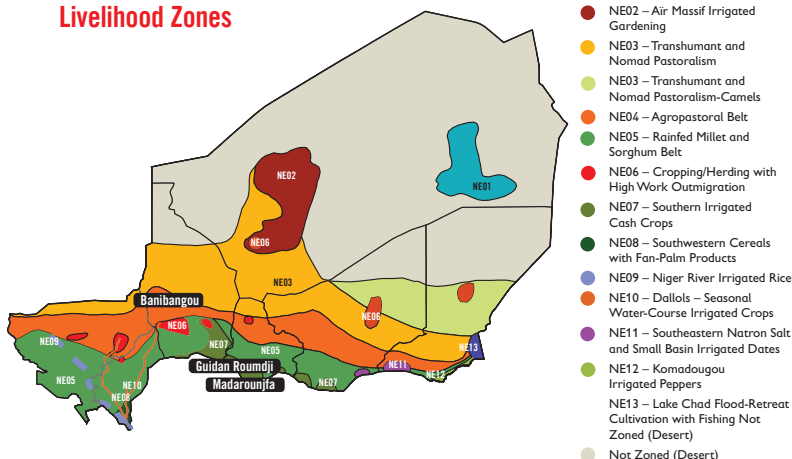
Seasonal Expenditure (Food and cash)



Total Income (Food and cash)



Livelihood Zones



What is HEA

- Household Economy Analysis is a livelihoods-based framework for analyzing the way people obtain access to the things they need to survive and prosper.
- HEA consists of a baseline profile of household economics, complemented by Outcome Analyses that measure the impacts of different shocks on those household economics.
- The impacts are measured in relation to how households can acquire the food and cash they need to meet a Survival Deficit* or Livelihoods Protection threshold**.

* Survival deficit: minimum cost to access 2100 kcals in food and costs associated with the preparation and consumption of that food, along with water needs. Households below this threshold need humanitarian assistance to survive.

** Livelihoods protection threshold: income required to sustain current livelihoods activities and access to basic services. Households below this threshold have eroded resilience and need assistance to protect livelihoods.

