

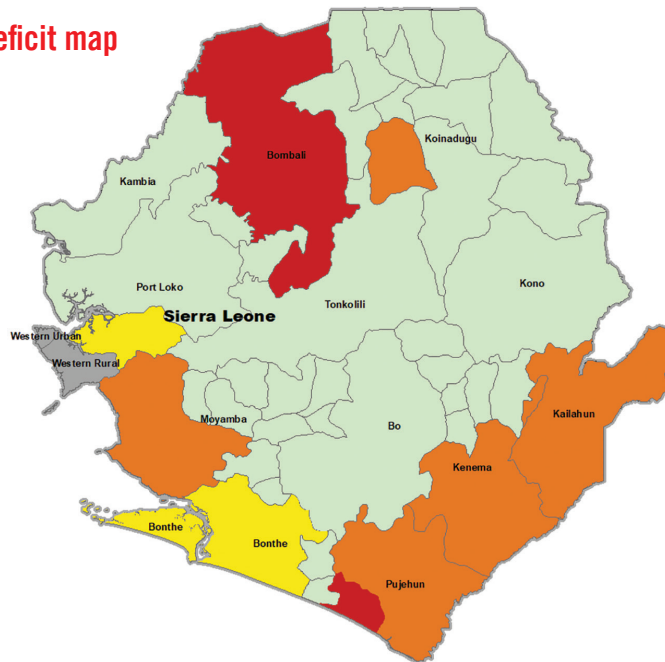
SEASONAL FOOD SECURITY AND LIVELIHOODS ASSESSMENT – HOUSEHOLD ECONOMY ANALYSIS

SIERRA LEONE

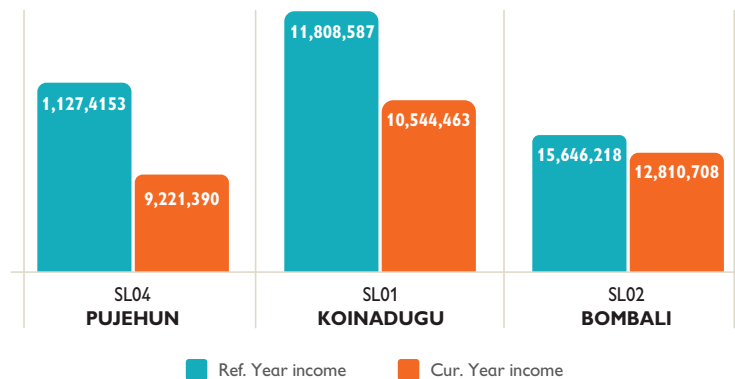


Date	National Population	Population analysed	Number of population in deficit	Needs in food	Number of children in need (under 5)
October 2021	8,195,990	4,994,656	592,135	Cash: \$ 9,810,274 Food: 9,262 MT	78,161

National deficit map



Impacts on Total Yearly Income (in CFA)

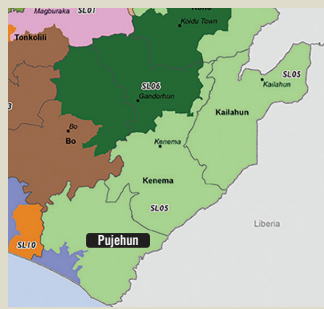


Key parameters impacted

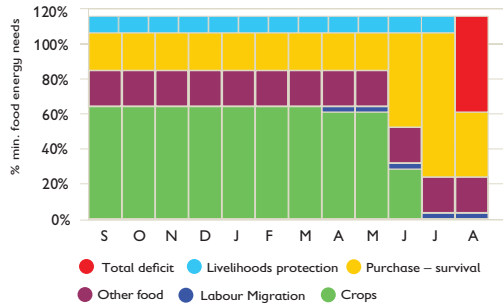
Livelihood zones	Key parameter	Baseline (in CFA)	Current (in CFA)	Variation
Pujehun SL04	Wild foods/other	1297492,04	347448,45	-273%
	Local Labour	3,822,597	2,777,026	-38%
Koinadugu SL01	Crop sales	3,175,672	1,513,134	-110%
	Wild foods/other	2,039,901	1,977,081	-3%
Bombali SL02	Gifts/remittances	322,917	151,517	-113%
	Crop sales	5,296,721	4,278,542	-24%

Household and Seasonal Impacts

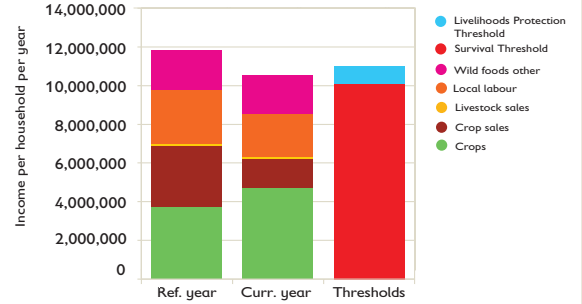
District: **PUJEHUN**
 Livelihood Zone: **SL04**
 Household type: **Very Poor**



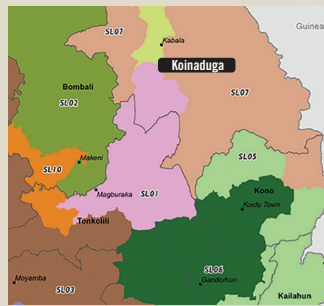
Seasonal Expenditure (Food and cash)



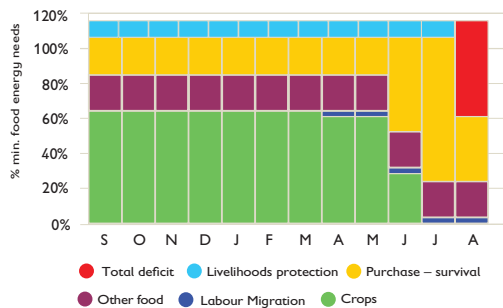
Total Income (Food and cash)



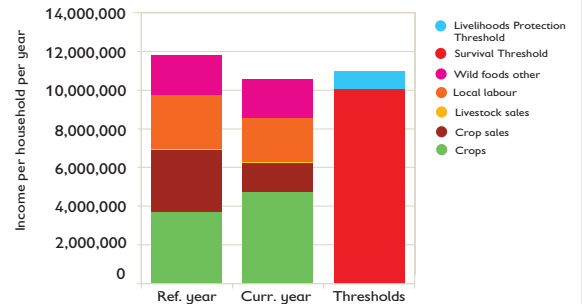
District: **KOINADUGU**
 Livelihood Zone: **SL01**
 Household type: **Very poor**



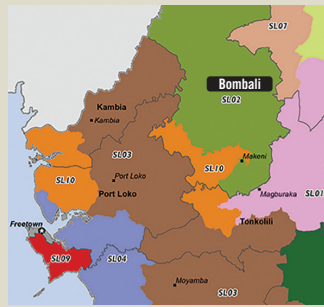
Seasonal Expenditure (Food and cash)



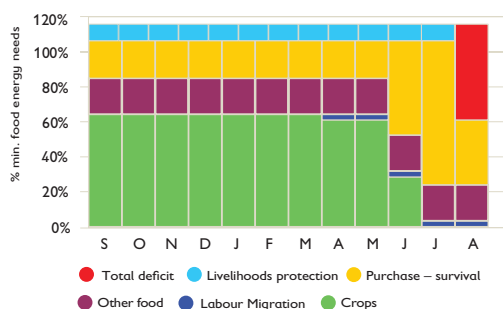
Total Income (Food and cash)



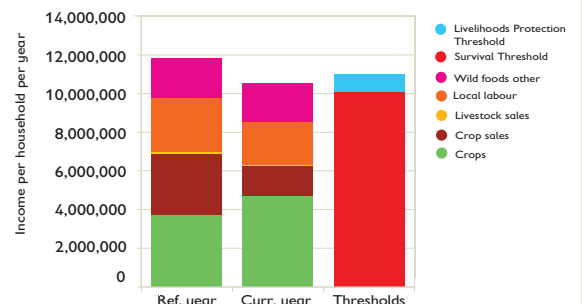
District: **BOMBALI**
 Livelihood Zone: **SL02**
 Household type: **Very poor**



Seasonal Expenditure (Food and cash)



Total Income (Food and cash)



Livelihood Zones



- SL01 - Tonkolili Food Crops, Gold and Iron Ore
- SL02 - Bombali Food Crops, Peppers, Tobacco and Livestock
- SL03 - Western Rice, Root Crops, Cereals and Livestock
- SL04 - Coastal Food Crops and Fishing
- SL05 - Kailahun-Kenema-Pujehun Cash Crops, Food Crops and Trade
- SL06 - Kono-Kenema-Bo Rice, Tree Crops and Timbers
- SL07 - Koinadugu Food Crops, Livestock and Trade
- SL08 - Fofosoba Dombellia and Wara Wara Yagala Vegetables
- SL09 - Freetown Peri-Urban
- SL10 - Rice Bowl Areas
- Urban Area - Not Zoned

What is HEA

- Household Economy Analysis is a livelihoods-based framework for analyzing the way people obtain access to the things they need to survive and prosper.
 - HEA consists of a baseline profile of household economics, complemented by Outcome Analyses that measure the impacts of different shocks on those household economics.
 - The impacts are measured in relation to how households can acquire the food and cash they need to meet a Survival Deficit* or Livelihoods Protection threshold**.
- * Survival deficit: minimum cost to access 2100 kcals in food and costs associated with the preparation and consumption of that food, along with water needs. Households below this threshold need humanitarian assistance to survive.
- ** Livelihoods protection threshold: income required to sustain current livelihoods activities and access to basic services. Households below this threshold have eroded resilience and need assistance to protect livelihoods.

