


SEASONAL FOOD SECURITY AND LIVELIHOODS ASSESSMENT – HOUSEHOLD ECONOMY ANALYSIS

CHAD
MARCH 2022

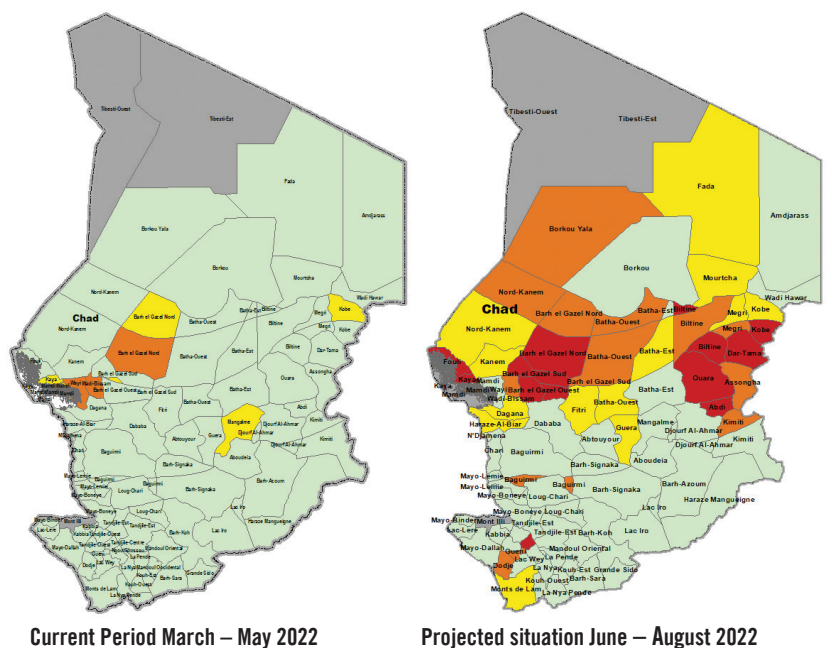


Date	National Population	Population analysed	Number of population in deficit	Needs in food	Number of children in need (under 5)
March 2021	16,425,864	14,804,210	DPME: 836,690 DS: 79,109	Cash : \$ 14,553,784 Food : 27,299 MT	55,171
November 2021	17,274,363	14,804,210	DPME: 2,488,036 DS: 434,632	Cash : \$ 63,397,178 Food : 114,724 MT	164,060
Update of the November analysis in March 2022			DPME: 1,989,393 DS: 252337	Cash : \$ 44,684,670 Food : 86,641 MT	159,151


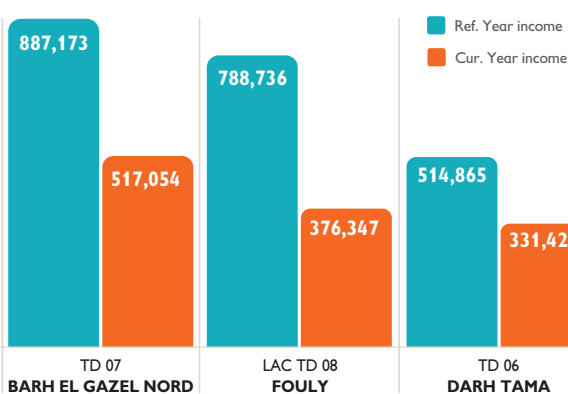
Population in needs (evolution)



National deficit maps



Impacts on Total Yearly Income (in CFA)

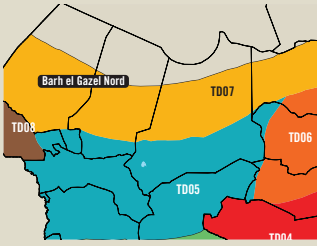


Key parameters impacted

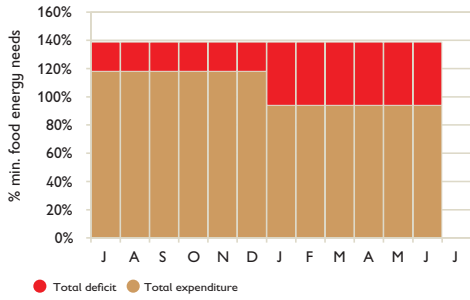
Livelihood zones	Key parameter	Baseline (in CFA)	Current (in CFA)	Variation
TD 07 Barh el Gazel Nord Zone de transhumance	Milk/meat	143,388	63,011	-56%
	Cattle sales	660,000	422,724	-36%
Lac TD 08 Fouly Zone agropastorale et pêche	Crop sales	215,047	98,700	-54%
	Gathering/fishing	258,729	75,096	-71%
TD 06 Darh Tama Est céréales pluviales et maraîchage	Crops	102,704	57,218	-44%
	Local labour	119,828	67,269	-44%

Household and Seasonal Impacts

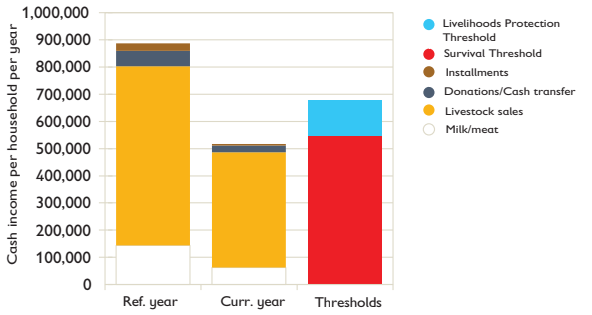
District: **BEG NORD**
(Sous pref de Salal et Dourgoulanga)
Livelihood Zone: **SAL**
Household type: **Very Poor**



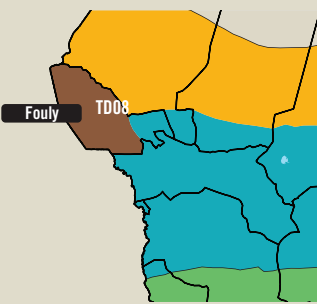
Seasonal Expenditure (Food and cash)



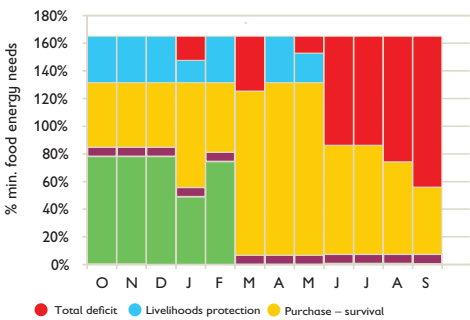
Total Income (Food and cash)



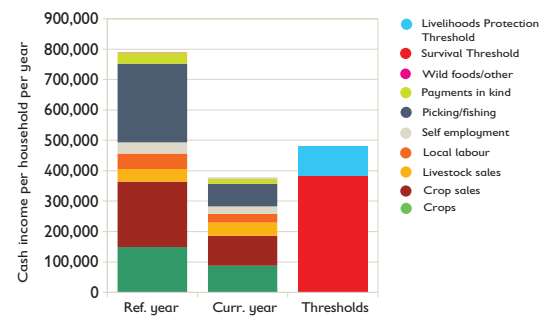
District: **FOULY**
Livelihood Zone: **LAC**
Household type: **Poor**



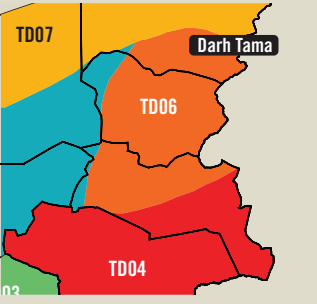
Seasonal Expenditure (Food and cash)



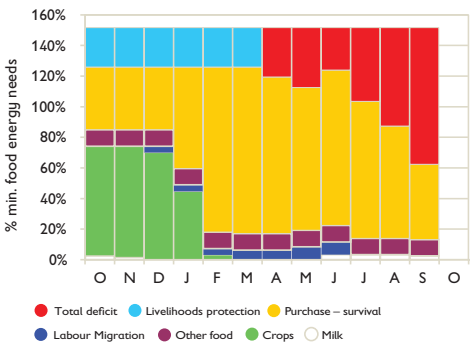
Total Income (Food and cash)



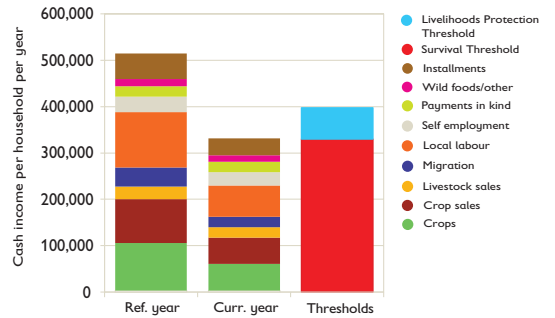
District: **DARH TAMA**
Livelihood Zone: **WFA**
Household type: **Very Poor**



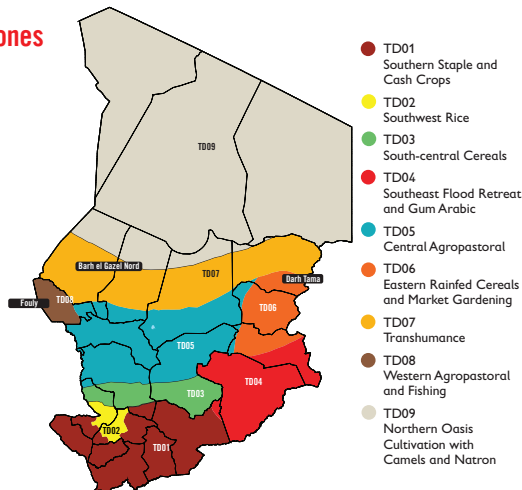
Seasonal Expenditure (Food and cash)



Total Income (Food and cash)



Livelihood Zones



What is HEA

- Household Economy Analysis is a livelihoods-based framework for analyzing the way people obtain access to the things they need to survive and prosper.
- HEA consists of a baseline profile of household economics, complemented by Outcome Analyses that measure the impacts of different shocks on those household economics.
- The impacts are measured in relation to how households can acquire the food and cash they need to meet a Survival Deficit* or Livelihoods Protection threshold**.

* Survival deficit: minimum cost to access 2100 kcal in food and costs associated with the preparation and consumption of that food, along with water needs. Households below this threshold need humanitarian assistance to survive.

** Livelihoods protection threshold: income required to sustain current livelihoods activities and access to basic services. Households below this threshold have eroded resilience and need assistance to protect livelihoods.

